

## A LEVEL ART

### SUMMER INVESTIGATION

As part of a summer investigation you are expected to use the skills you have developed throughout your GCSE course to create a body of work. You will be working over the summer break to collect and create primary research from the below starting points, you only need to choose one. The more you explore, collect and experiment with materials and research the more successful your project will be.

### OPPOSITES





We are made up of contrasts, of light and dark, of doing and not doing, of seeing/not seeing, openings/closings. Explore the world around you thinking carefully about the theme of opposites. There are no rules, or regulations other than those which you place on yourself. You should document your work using a sketchbook. This project could be explored through visual material or qualities of materials and has the potential for you to explore three dimensional and constructed objects.

Here are some basic starting points:

- **Open/Close**
- **Inside/Outside**
- **Man Made/Natural**
- **Deep/Shallow**
- **Loud/Quiet**
- **Soft/Hard**
- **Light/Dark**
- **Moving/Still**
- **Transparent/Solid**

### PORTRAIT

The fascination with form, physical or emotive qualities of people have been a significant source of inspiration for artists for centuries. To create an image of someone can be very intimate and personal; you can even use yourself as the source for this project. The challenge is to really capture the essence of a person using mark making, colour, composition, lighting, and even costume if you choose. Please consider what is it that makes the human identity and physicality so interesting, what do you want to communicate about a living, breathing organism which has thoughts and feelings and a body that moves?



## A LEVEL ART

### DOCUMENTARY

It is very rare that we get the opportunity to be still in one place for long periods of time. This is a fantastic opportunity to observe our surroundings and the things you come into contact with on a daily basis. I would like you to think about how you interact with your space, and what objects you use. This is an opportunity for you to document your life using 2D materials and photography. You might start with documenting the change in a room in your house, or take a photograph of your breakfast every day, the view from a window in your home, a photograph of yourself everyday... the list is endless.

Assignment tasks to complete for September:

- Present 4 photos- you can take more than this but you must select and refine them to 4, consider angles, lighting, and focal points. How creative can you be? Make sure that your selection tells me something about your intentions for your project
- Make 4 studies from primary research using appropriate materials to chosen question
- 2X double sketchbook pages of artist research, remember to include information about the work you have chosen to research, how it links with your ideas, an article written about their work and what you learned from this, a study of their work, and supporting images eg. Primary research developed from looking at their work
- Collect objects/colours/videos/textures/sounds that can be used in the studio as starting points

### SKETCHBOOK CONTENTS

- Research into a theme using your own drawings, scanned images, postcards, photocopies etc
- Experiment with media, materials and techniques to create the patterns/ textures/ colours in your research material
- Use appropriate text to describe, illustrate and evaluate your research. Text can be integrated into the sketchbook/journal using overlays of evaluation. It can be handwritten or typed
- Record observations, experiences, ideas, and artist research
- Explore materials, techniques and processes relevant to your intentions
- Develop ideas ensuring that they move forward not just repeat themselves
- Present a personal response, relating your work to that of other artists, designers or craftspeople

